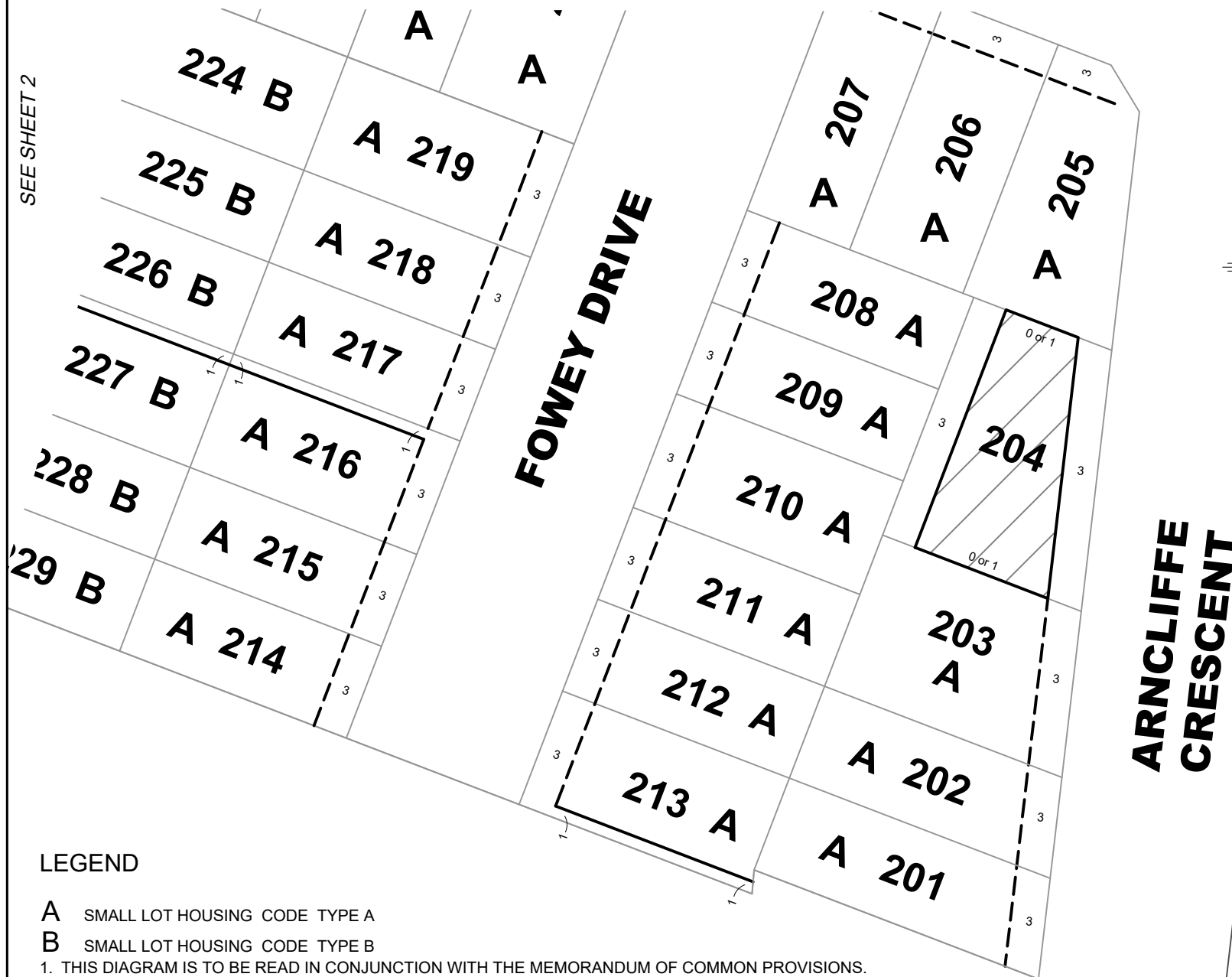


SEE SHEET 2



MGA2020 ZONE 55

**ARNCLIFFE  
CRESCENT**

## LEGEND

- A SMALL LOT HOUSING CODE TYPE A  
B SMALL LOT HOUSING CODE TYPE B

1. THIS DIAGRAM IS TO BE READ IN CONJUNCTION WITH THE MEMORANDUM OF COMMON PROVISIONS.

**REEDS**  
CONSULTING

Reeds Consulting Pty Ltd  
Lvl 16, 501 Swanston Street  
Melbourne Victoria 3000  
p (03) 8660 3000  
www.reedsconsulting.com.au  
survey@reedsconsulting.com.au



LENGTHS ARE IN METRES

ORIGINAL

SCALE SHEET  
SIZE  
1:500 A4

SHEET 1

REF: **24264/2MCP**  
VERSION: 24264-2-MCP-C.dwg  
DATE: 07/05/2025



**ARNCLIFFE CRESCENT**

**FOWEY DRIVE**

SEE SHEET 1

**LEGEND**

**A** SMALL LOT HOUSING CODE TYPE A

**B** SMALL LOT HOUSING CODE TYPE B

1. THIS DIAGRAM IS TO BE READ IN CONJUNCTION  
WITH THE MEMORANDUM OF COMMON PROVISIONS.

**REEDS**  
CONSULTING

Reeds Consulting Pty Ltd  
Lvl 16, 501 Swanston Street  
Melbourne Victoria 3000  
p (03) 8660 3000  
www.reedsconsulting.com.au  
survey@reedsconsulting.com.au



LENGTHS ARE IN METRES

ORIGINAL

SCALE SHEET  
SIZE  
1:500 A4

SHEET 2

REF: **24264/2MCP**  
VERSION: 24264-2-MCP-C.dwg  
DATE: 07/05/2025

SEE SHEET 4

## LEGEND

A SMALL LOT HOUSING CODE TYPE A

B SMALL LOT HOUSING CODE TYPE B

1. THIS DIAGRAM IS TO BE READ IN CONJUNCTION  
WITH THE MEMORANDUM OF COMMON PROVISIONS.

**REEDS**  
CONSULTING

Reeds Consulting Pty Ltd  
Lvl 16, 501 Swanston Street  
Melbourne Victoria 3000  
p (03) 8660 3000  
www.reedsconsulting.com.au  
survey@reedsconsulting.com.au



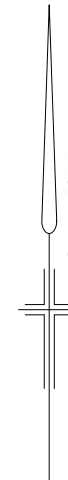
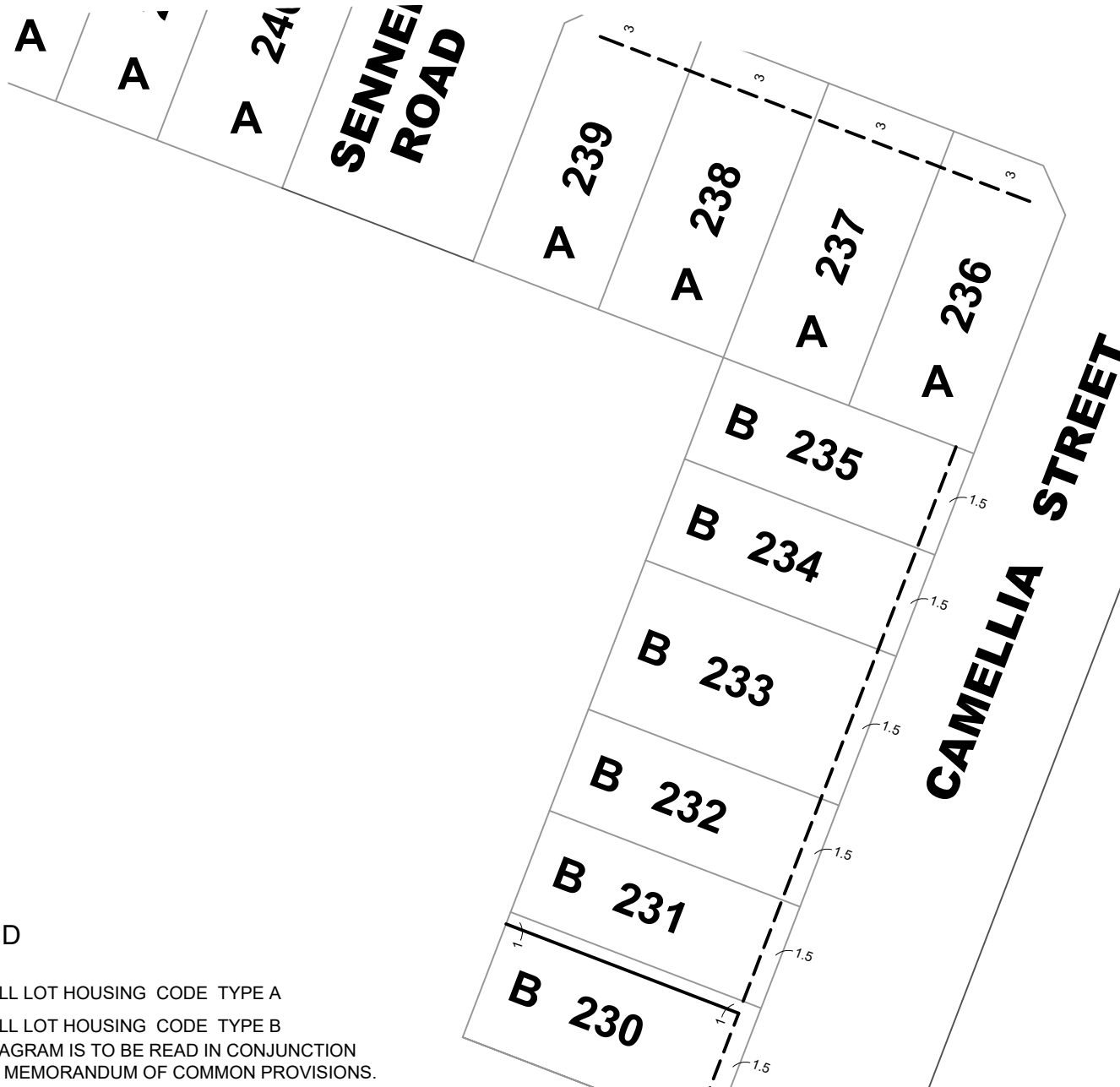
LENGTHS ARE IN METRES

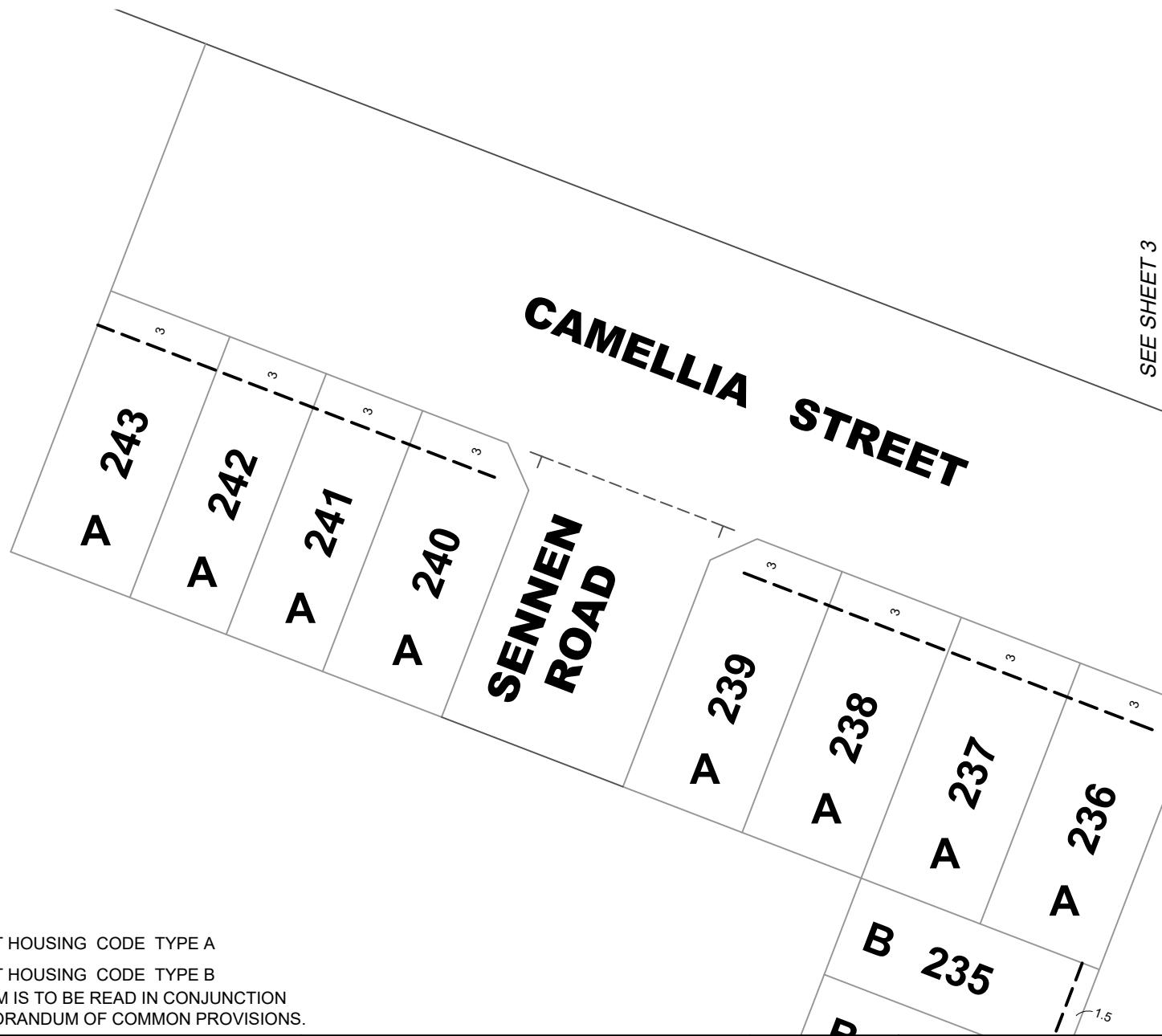
ORIGINAL

SCALE SHEET  
SIZE  
1:500 A4

SHEET 3

REF: **24264/2MCP**  
VERSION: 24264-2-MCP-C.dwg  
DATE: 07/05/2025





# LEGEND

A SMALL LOT HOUSING CODE TYPE A

B SMALL LOT HOUSING CODE TYPE B

1. THIS DIAGRAM IS TO BE READ IN CONJUNCTION WITH THE MEMORANDUM OF COMMON PROVISIONS.

**REEDS**  
CONSULTING

Reeds Consulting Pty Ltd  
Lvl 16, 501 Swanston Street  
Melbourne Victoria 3000  
p (03) 8660 3000  
www.reedsconsulting.com.au  
survey@reedsconsulting.com.au



LENGTHS ARE IN METRES

ORIGINAL

SCALE  
1:500

SHEET  
SIZE  
A4

SHEET 4

REF: **24264/2MCP**  
VERSION: 24264-2-MCP-C.dwg  
DATE: 07/05/2025