

**CENTRAL-
PARK LANE**

CENTRALPARK LANE

RESERVE
No.1

524

B

523

B

522

B

521

B

520

B

519

B

**BEXHILL
STREET**

BEXHILL STREET

RESERVE
No.2

525

B

526

B

527

B

528

B

529

B

530

B

**BEADNELL
PLACE**

**BEADNELL
PLACE**

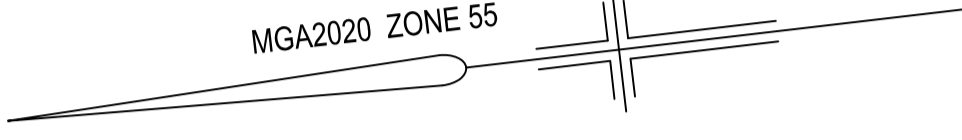
SEE SHEET 2

**GRAMERCY
PLACE**

GRAMERCY PLACE

SEE SHEET 2

MGA2020 ZONE 55



LEGEND:



BUILDING
ENVELOPE

A

SMALL LOT
HOUSING CODE
TYPE A

B

SMALL LOT
HOUSING CODE
TYPE B

SHEET 1

REF: **23299/5MCP**

VERSION: **B** 4MCP-B.DGN

DATE: 14/07/21

ORIGINAL

SCALE SHEET
SIZE

1:500
A4

SCALE

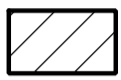


LENGTHS ARE IN METRES

Reeds Consulting Pty Ltd
Lvl 6, 440 Elizabeth Street
Melbourne Victoria 3000
p (03) 8660 3000
www.reedsconsulting.com.au
survey@reedsconsulting.com.au



LEGEND:



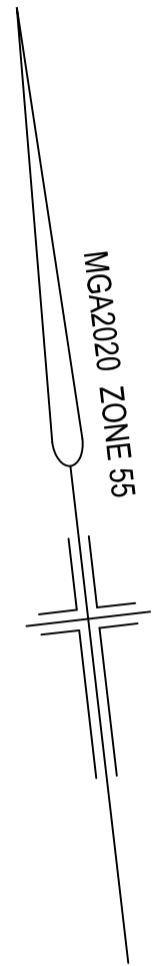
BUILDING
ENVELOPE

A

SMALL LOT
HOUSING CODE
TYPE A

B

SMALL LOT
HOUSING CODE
TYPE B



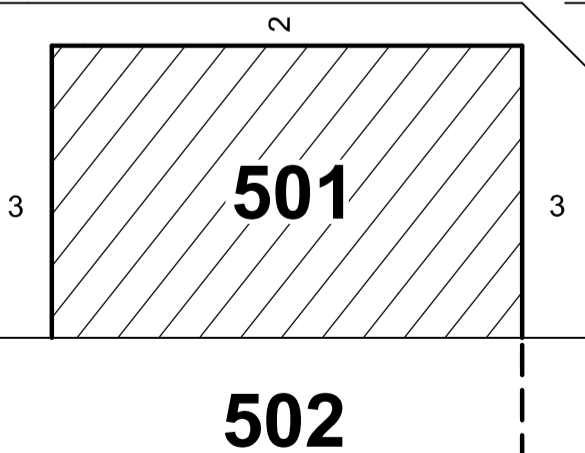
SEE SHEET 1

GRAMERCY PLACE

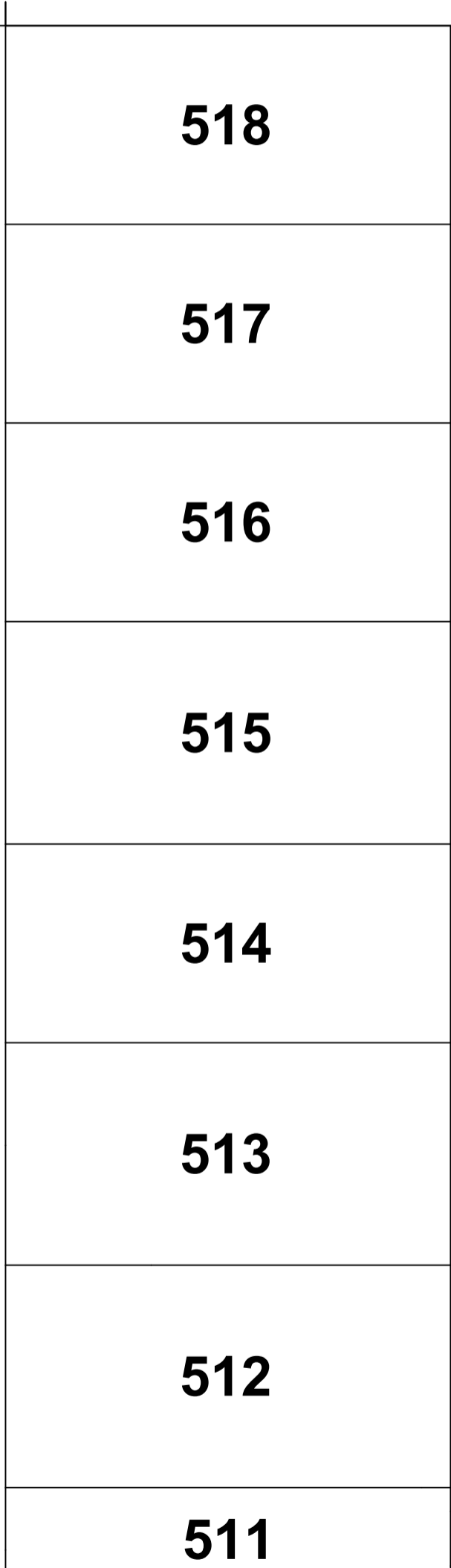
SEE SHEET 1

BEADNELL PLACE

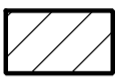
BEADNELL PLACE



SEE SHEET 3



LEGEND:



BUILDING
ENVELOPE

A

SMALL LOT
HOUSING CODE
TYPE A

B

SMALL LOT
HOUSING CODE
TYPE B

